

Security Policy



StanleyBlack&Decker



Our commitment to a sustainable future.

Stanley Black & Decker respects the privacy of our employees. However, we must take reasonable measures to maintain security. Stanley Black & Decker maintains the right to search any company property as well as property or vehicle brought onto company property. Any stolen items, drugs, weapons, or other contraband found in such a search may lead to disciplinary action, up to and including possible termination of employment and will be released to the proper authorities in appropriate circumstances.

Security Services



StanleyBlack&Decker



Our commitment to a sustainable future.

SBD Proprietary Security Services

- Joseph Blansfield, Site Security Manager
 - 7 SBD Security Officers
 - Allied Universal Security
 - 18 Officers

If you encounter any issues with Security, contact your supervisor and they will contact the Site Security Manager to resolve the issue.

Weapons will not be permitted in Company buildings at any time.

Weapons include but are not limited to:

- All types of firearms and ammunition
- Dangerous chemicals
- Explosives
- Large Knives and Fixed Blade knives

Parking

- Be courteous – Parking lot clears quickly no need to cut anyone off
- 10 MPH or slower
- Park in your designated area
- Handicap Parking – need to register with HR
- Display Parking Tag
- Motorcycles

Badges

- Don't Share your Badge
- Keep it Visible at all times
- Lost/Damaged Badges will be replaced at a \$12 Charge
- "Piggybacking" and "Passbacks"
- If you forget your badge at home your supervisor needs to sign you in
- When you are done working for SBD return your badge.

Follow all directions of the Security Officers

Metal Detectors – If you don't need it for work, leave it in your car.

- Remove EVERYTHING from your pockets
- Open all compartments of Purse
- Use clear plastic bags
- Wait to be called on to enter the metal detector

Property Passes

ANY SBD item needs a property pass when exiting the building.

ACTIVE AGGRESSOR RESPONSE:

There are three options:

- **RUN**

- The BEST option if safe to do so.
- EVACUATE the premises.

- **HIDE**

- If RUN is not possible, find a place to HIDE.
- Your hiding place *SHOULD NOT* trap you.

- **FIGHT**

- AS a last resort incapacitate the active aggressor by using **aggressive force** and **weapons of opportunity.**






What YOU should do when Police arrive.

- Immediately comply with Police orders.
- Immediately raise hands and spread fingers



ALERTUS

MASS NOTIFICATION SYSTEM

- Emergency Alerts for Fire: NO AUDIBLE ALARM (Primary Fire Alarm will Sound) 
- Emergency Alerts for Tornado/Severe Weather: 
- Emergency Alerts for Active Aggressor : NO AUDIBLE ALARM
- Emergency Alerts for Evacuation : 
- Emergency Alerts for TVA Shutdown:
- If an ALERT is activated, please follow the directions that are sent out. In the event of an evacuation the emergency gate lock combinations will be communicated through ALERTUS.

